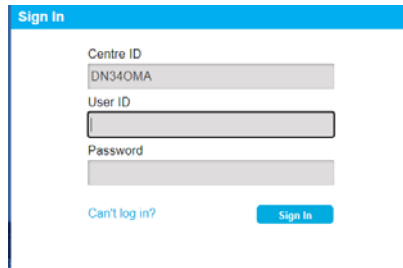


## Remote Education

If your child is isolating due to receiving a positive Covid test or asked to self-isolate for being a close contact they will have to complete their education from home.

Your child will be set a minimum of three assignments in English, Maths and Science on an educational site called Sam Learning.

To access Sam Learning they log on to [www.samlearning.co.uk](http://www.samlearning.co.uk) and click 'log in'.



Centre ID: DN34OMA (it is the letter O not the number 0)

The User ID and password is the child's 6-digit date of birth and the first initial of their forename and surname. So for example if the child is called Joe Bloggs born on 1<sup>st</sup> April 2007 their User ID and password will be 010407JB. If you need your child's password resetting, please telephone the academy.

**The work will be found under the heading 'Set Tasks' and the work needs to be completed the day before returning to the Academy. The Academy will check that work has been completed**

### How to access remote learning (non – live lessons)

As well as work set on Sam learning, students have to access lessons from Oak National Academy.

- Remote learning can be accessed by a student from the Academy website when not able to attend the Academy. The remote learning is designed to follow what would be taught if the student was at the Academy and not at home.
- Students will need access to a note book to make their notes in or paper that can be kept in a folder.
- Students can bring their work into the Academy when they return for marking by their class teacher.

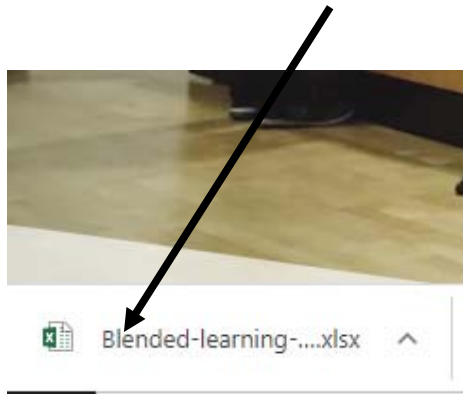
Students log onto [www.omacademy.co.uk](http://www.omacademy.co.uk)

On the home page there is a red box titled COVID-19 Information



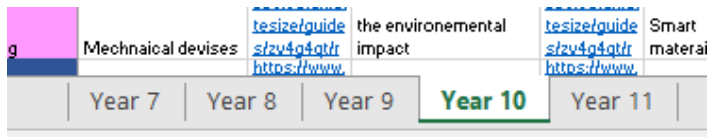
Students click on the link labelled HERE and it downloads and a Microsoft Excel document

Students can open up the Excel document from the bottom of the screen



Students need to click on the Microsoft Excel document to open the spreadsheet.

Students then to click on the correct tab for their year group at the bottom of the spreadsheet.



Across the top of the page the work is arranged by weeks and down the left hand side of the page the work is arranged by subjects.

	A	AB	AC	AD	AE
		Week Beg 5th Jan Hyperlink	Lesson conten	Week Beg 11th Jan Hyperlink	Lesson conten
1	<b>Subjects</b>	<a href="https://classroom.thenational.academy/units/amy/units/a-https://classroom.thenational.academy/units/b">https://classroom.thenational.academy/units/amy/units/a-https://classroom.thenational.academy/units/b</a>	Unit: Straight Line Graphs - Lesson 1	<a href="https://classroom.thenational.academy/units/amy/units/a-https://classroom.thenational.academy/units/b">https://classroom.thenational.academy/units/amy/units/a-https://classroom.thenational.academy/units/b</a>	Unit: Rounding and estimation -
2	Maths - All Tiers	<a href="https://classroom.thenational.academy/units/amy/units/a-https://classroom.thenational.academy/units/b">https://classroom.thenational.academy/units/amy/units/a-https://classroom.thenational.academy/units/b</a>	Lessons 10- 14	<a href="https://classroom.thenational.academy/units/amy/units/a-https://classroom.thenational.academy/units/b">https://classroom.thenational.academy/units/amy/units/a-https://classroom.thenational.academy/units/b</a>	Lessons 15- 18
3	English	<a href="https://classroom.thenational.academy/units/amy/units/a-https://classroom.thenational.academy/units/b">https://classroom.thenational.academy/units/amy/units/a-https://classroom.thenational.academy/units/b</a>		<a href="https://classroom.thenational.academy/units/amy/units/a-https://classroom.thenational.academy/units/b">https://classroom.thenational.academy/units/amy/units/a-https://classroom.thenational.academy/units/b</a>	
4	Science	<a href="https://classroom.thenational.academy/units/amy/units/a-https://classroom.thenational.academy/units/b">https://classroom.thenational.academy/units/amy/units/a-https://classroom.thenational.academy/units/b</a>	Lesson 1-3	<a href="https://classroom.thenational.academy/units/amy/units/a-https://classroom.thenational.academy/units/b">https://classroom.thenational.academy/units/amy/units/a-https://classroom.thenational.academy/units/b</a>	Lesson 4-7

Students choose the correct week and then click on the hyperlink to the relevant lesson from Oak National Academy on the work to be learned. **Students should use their usual timetable of lessons each day to select the correct lessons.**

An Oak National lesson typically consists of an introductory quiz, watching a video for new learning, completing a worksheet and then an exit quiz. As students don't have their exercise books it is recommended they create their own notes in a note book or folder to keep at home and this will aid their revision for they return to the Academy. As previously mentioned, students can bring their work in to be marked by their class teacher.