

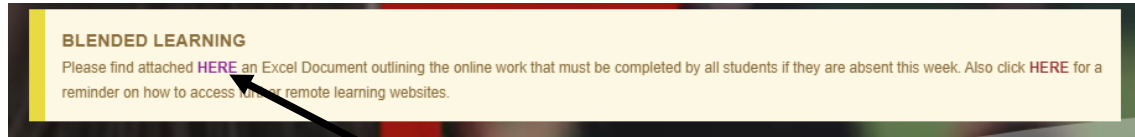
How to access remote learning (non – live lessons)

Remote learning can be accessed by a student from the Academy website when not able to attend the Academy. The remote learning is designed to follow what would be taught if the student was at the Academy and not at home.

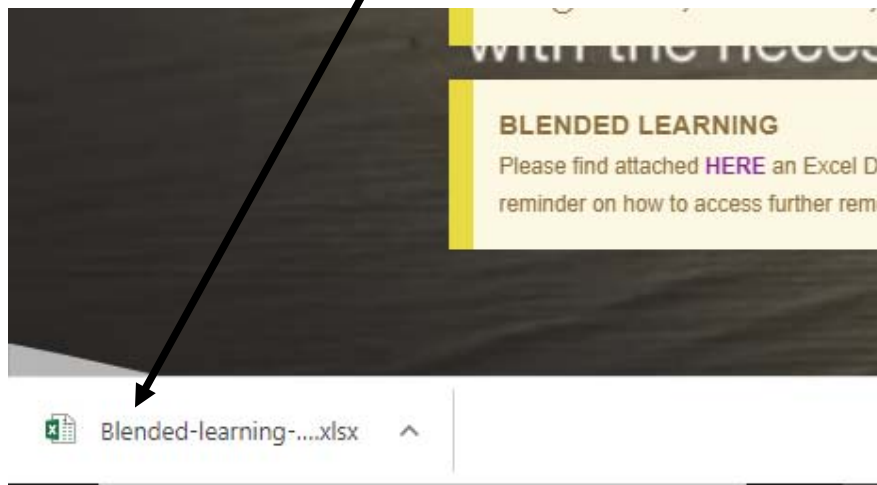
Students will need access to a note book to make their notes in or paper that can be kept in a folder.

Students log onto www.omacademy.co.uk

On the home page there is a yellow box titled Blended Learning.

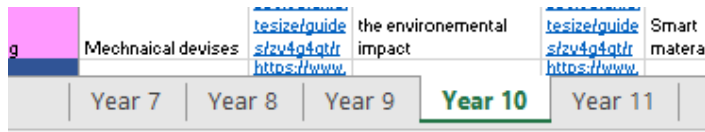


Students click on the link labelled HERE and it downloads and a Microsoft Excel document (this is likely to be at the bottom of the screen).



Students need to click on the Microsoft Excel document to open the spreadsheet.

Students then to click on the correct tab for their year group at the bottom of the spreadsheet.



Across the top of the page the work is arranged by weeks and down the left hand side of the page the work is arranged by subjects.

	A	AB	AC	AD	AE
1	Subjects	Week Beg 5th Jan Hyperlink	Lesson content	Week Beg 11th Jan Hyperlink	Lesson content
2	Maths - All Tiers	https://classroom.thenational.academy/units/18	Unit: Straight Line Graphs - Lesson 1	https://classroom.thenational.academy/units/19	Unit: Rounding and estimation -
3	English	https://classroom.thenational.academy/units/14	Lessons 10-14	https://classroom.thenational.academy/units/15	Lessons 15-18
4	Science	https://classroom.thenational.academy/units/13	Lesson 1-3	https://classroom.thenational.academy/units/16	Lesson 4-7

Students choose the correct week and then click on the hyperlink to the relevant lesson from Oak National Academy on the work to be learned. Students should use their usual timetable of lessons each day to select the correct lessons.

So for example in Year 10 Science, students click on the link <https://classroom.thenational.academy/units/bonding-structure-and-the-properties-of-matter-ft-d91c> from the cell AB4 and it opens up as follows:

Key Stage 4, Combined Science

Bonding, structure and the properties of Matter (FT)

Lessons in this unit

Lesson 1 Ionic bonding introduction 27m video	Lesson 2 Further ionic bonding 23m video
Lesson 3 Properties of ionic compounds	Lesson 4 Covalent bonding

Year 10 students are to complete Lessons 1, 2 and 3 as per the instructions on the spreadsheet (Cell AC4).

An Oak National lesson typically consists of an introductory quiz, watching a video for new learning, completing a worksheet and then an exit quiz. As students don't have their exercise books it is recommended they create their own notes in a note book or folder to keep at home and this will aid their revision for they return to the Academy.

Students can complete work from previous weeks as well as work that is set for the specific week they may be at home. All learning is suitable as it follows the National Curriculum at KS3 and the

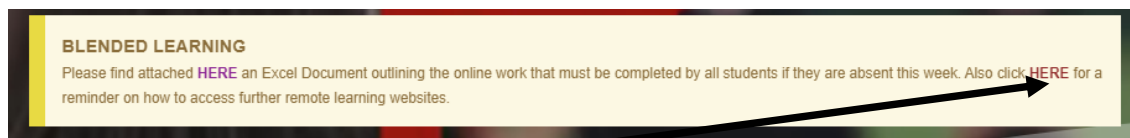
GCSE Specifications at KS4. Students can use this same spreadsheet as a revision aid even if they have attended the Academy as it will help to consolidate their learning in preparation for examinations.

Other useful resources

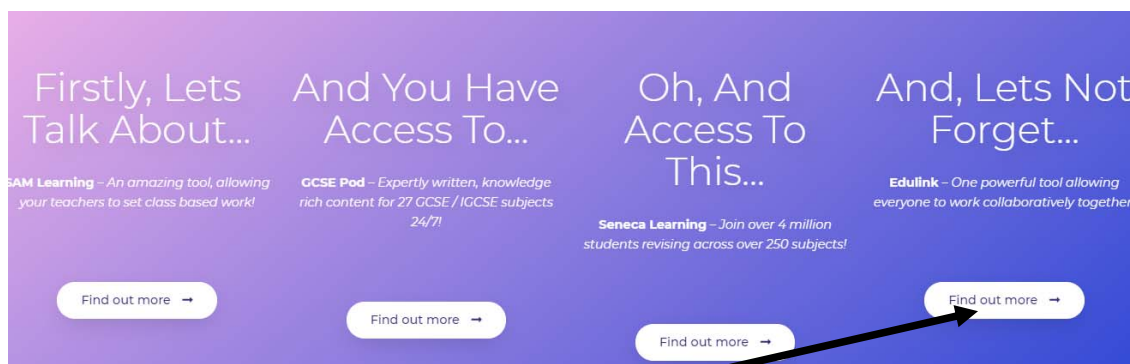
As well as the remote learning provided, students can access other useful websites such as GCSE Pod, Seneca and Sam Learning.

Students log onto www.omacademy.co.uk

On the home page there is a yellow box titled Blended Learning.



Students click on the link labelled HERE and it takes students to a different page on the Academy website which gives instructions on how to access more sites. Students scroll to the bottom of this page for the information.



Accessing Microsoft Teams Live lessons via Edulink One

This is a useful communication platform for parents and students. Work is also set on here for students to complete and it is also a way of sending a link to live lessons that are delivered by teachers. Click on the 'find out more' button for specific instructions for parents and students.

All students need to be able to access their Edulink One account to access the live lessons on offer. The link to live lessons can be found by click on the 'homework' icon.

If you need any support on access remote learning, please contact the Academy directly.